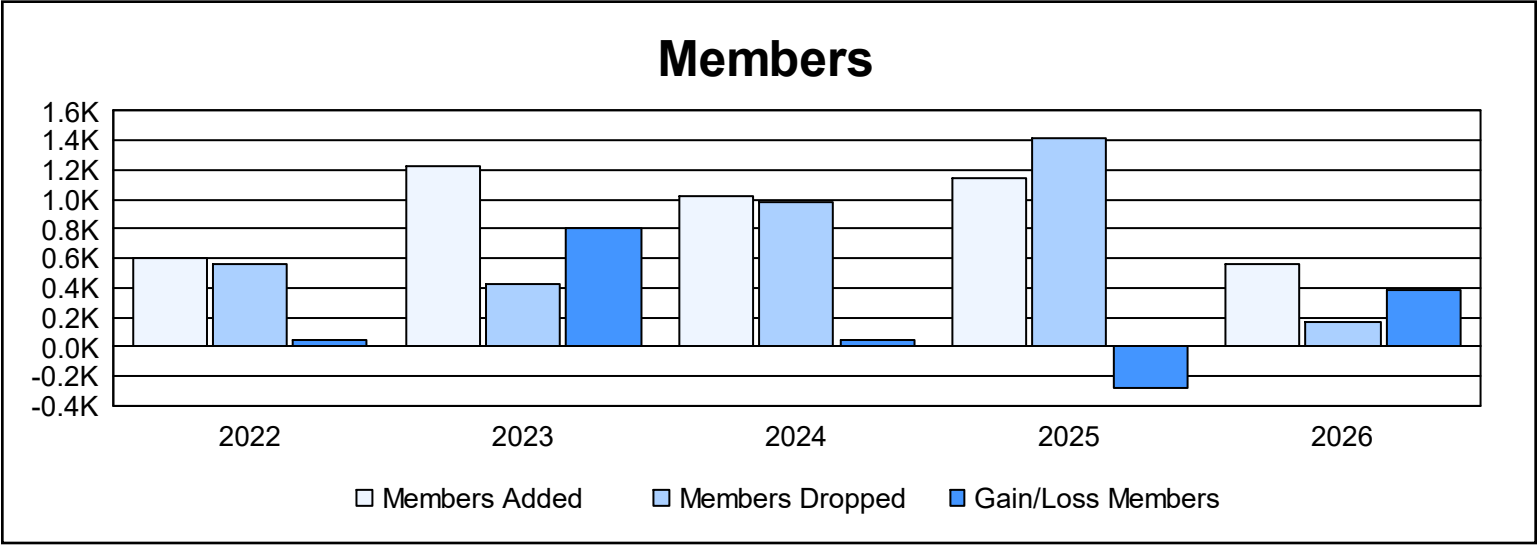
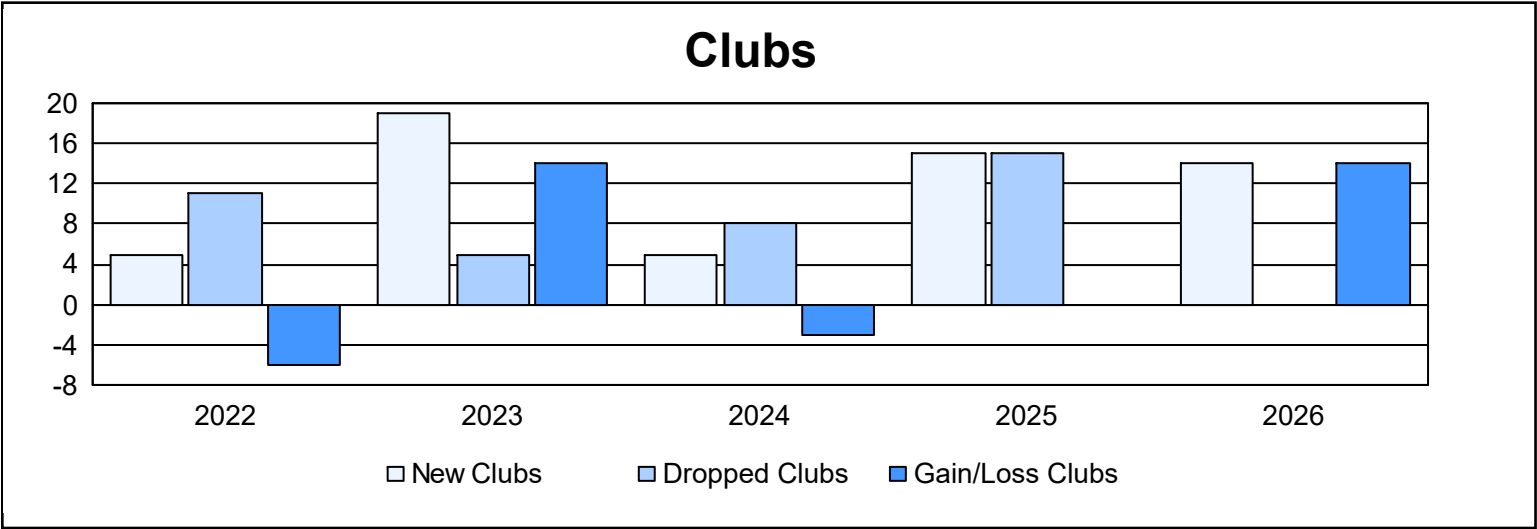
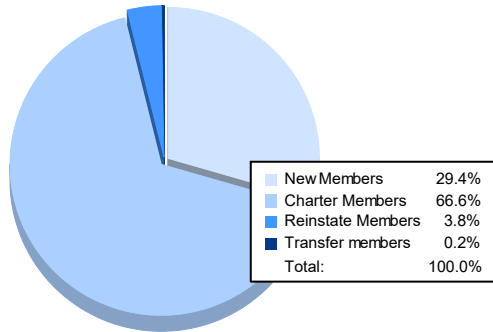


Year	New Clubs	Dropped Clubs	Gain/ Loss Clubs	New Members	Charter Members	Reinstate Members	Transfer Members	Total Member Added	Total Members Dropped	Gain/ Loss Members
2021-2022	5	11	-6	452	115	23	8	598	555	43
2022-2023	19	5	14	523	669	18	12	1,222	422	800
2023-2024	5	8	-3	707	190	96	33	1,026	981	45
2024-2025	15	15	0	526	378	193	42	1,139	1,415	-276
2025-2026	14	0	14	164	371	21	1	557	167	390
Average	12	8	4	474	345	70	19	908	708	200



Membership Composition October 2025 Cumulative



Gender Composition October 2025 Cumulative

